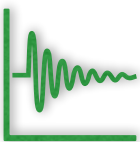


For Target Companies
With 10+ Employees

Game-Changing Team Risk Analytics for Venture Capital Investors



Like no survey or metrics before, NayaDaya® Analytics identifies the **team risk levels** and their **root causes**.



It reveals whether **employee turnover** and **poor performance** are expected, and above all, why. Also, it uncovers the **founders' ability to commit people to achieve growth**.



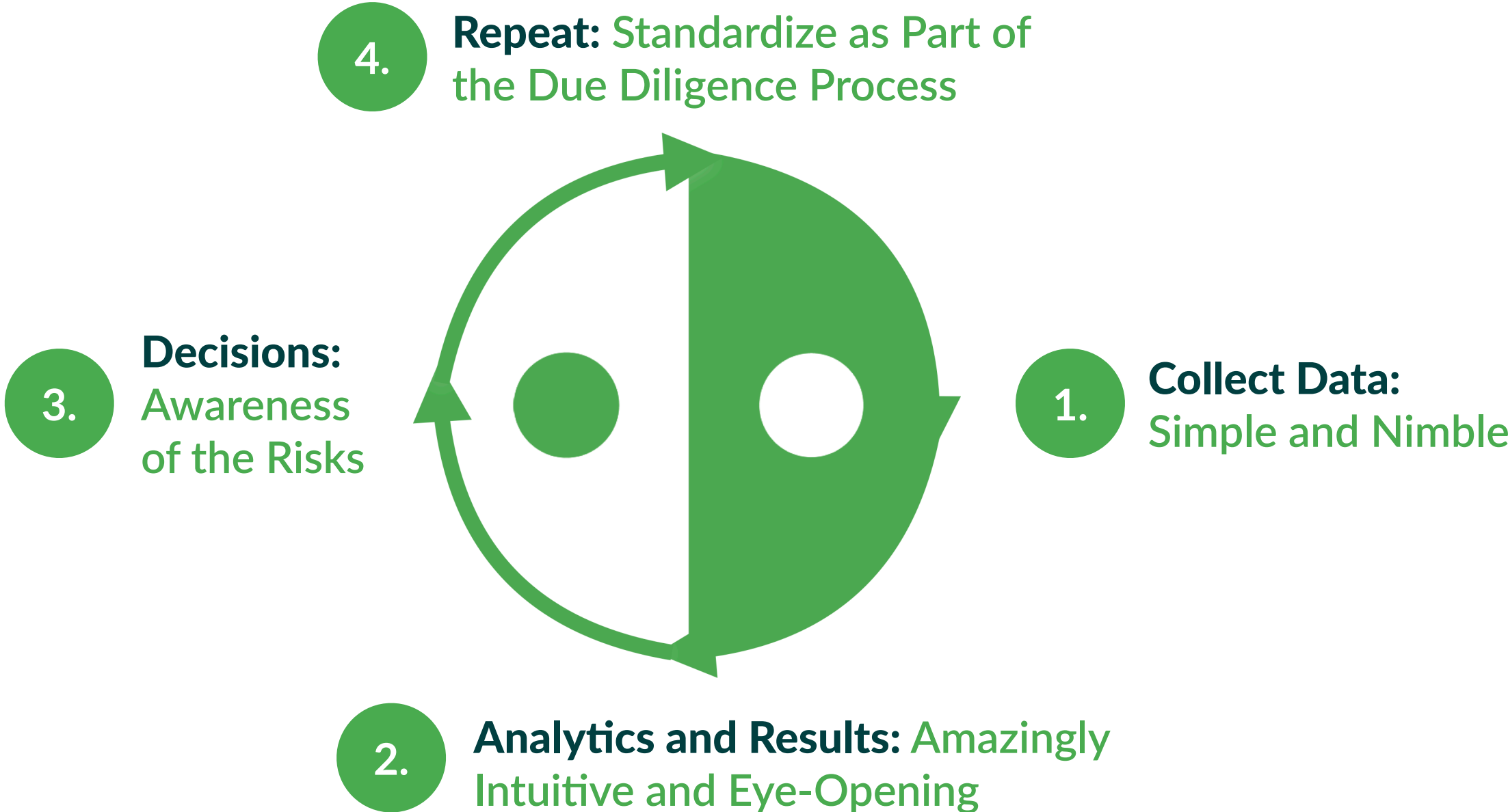
The science-based emotional and behavioral intelligence^[1] creates a deep, **long-term insight** into the people risks with **the smallest effort you can imagine**.

Venture capital
investments
succeed or fail
with teams.

People.

Yet decisions
are often made
without relevant
data.

Would you like
to know the
risks related to
the teams you
are planning to
invest in?



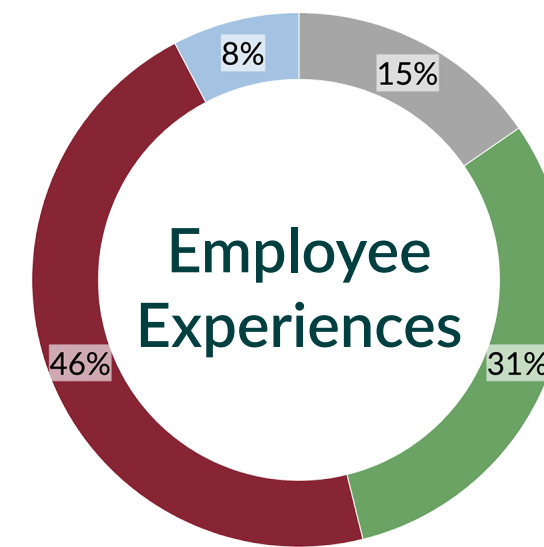
[1] The emotional and behavioral intelligence is developed and owned by NayaDaya Analytics Inc. and based on the research conducted by the University of Geneva, Switzerland.

Eye-Opening Results About Team Risks and Their Root Causes in Investment Targets



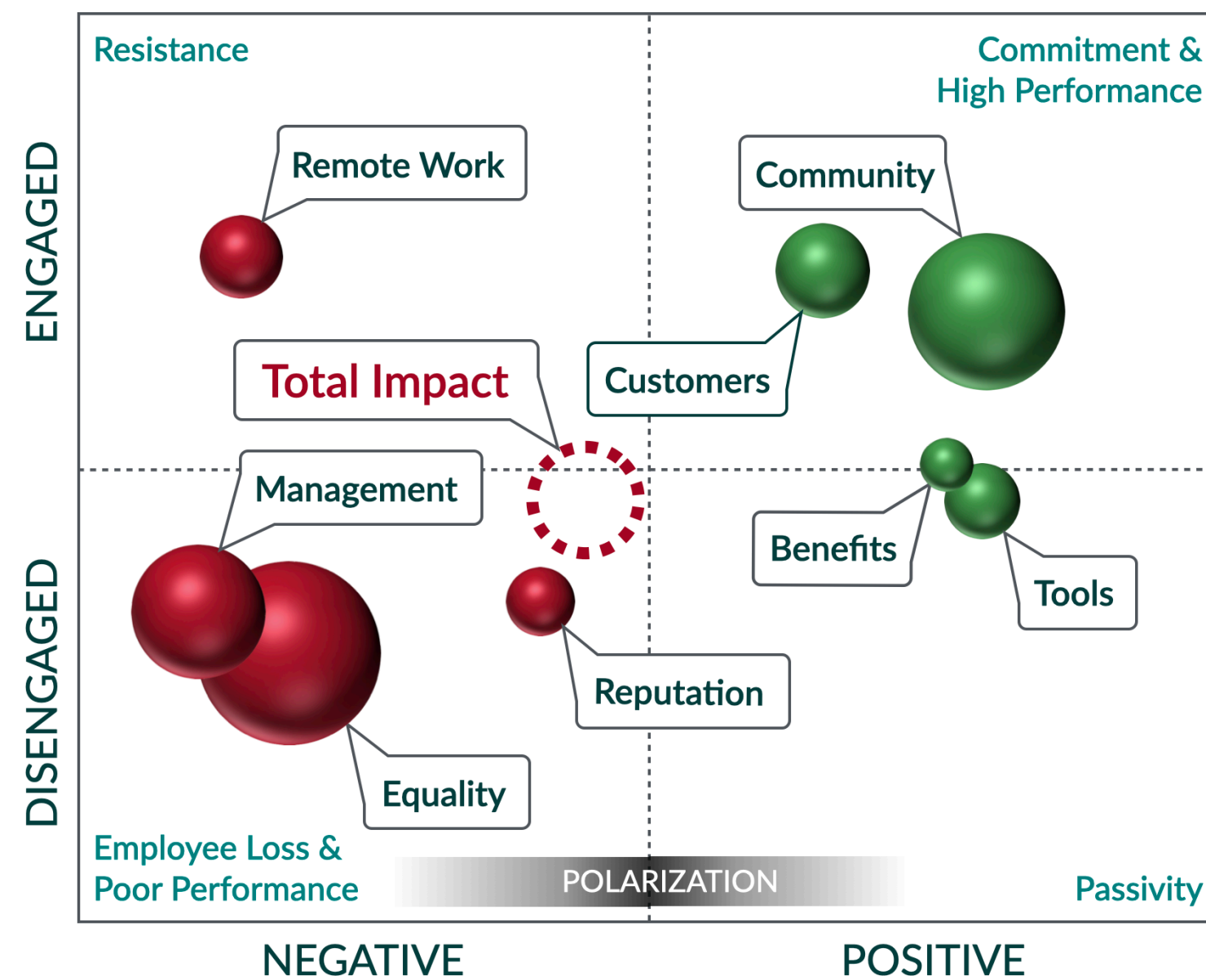
Predicts employee turnover, poor performance, and productivity collapse.

The higher the number, the higher the risk of the investment.

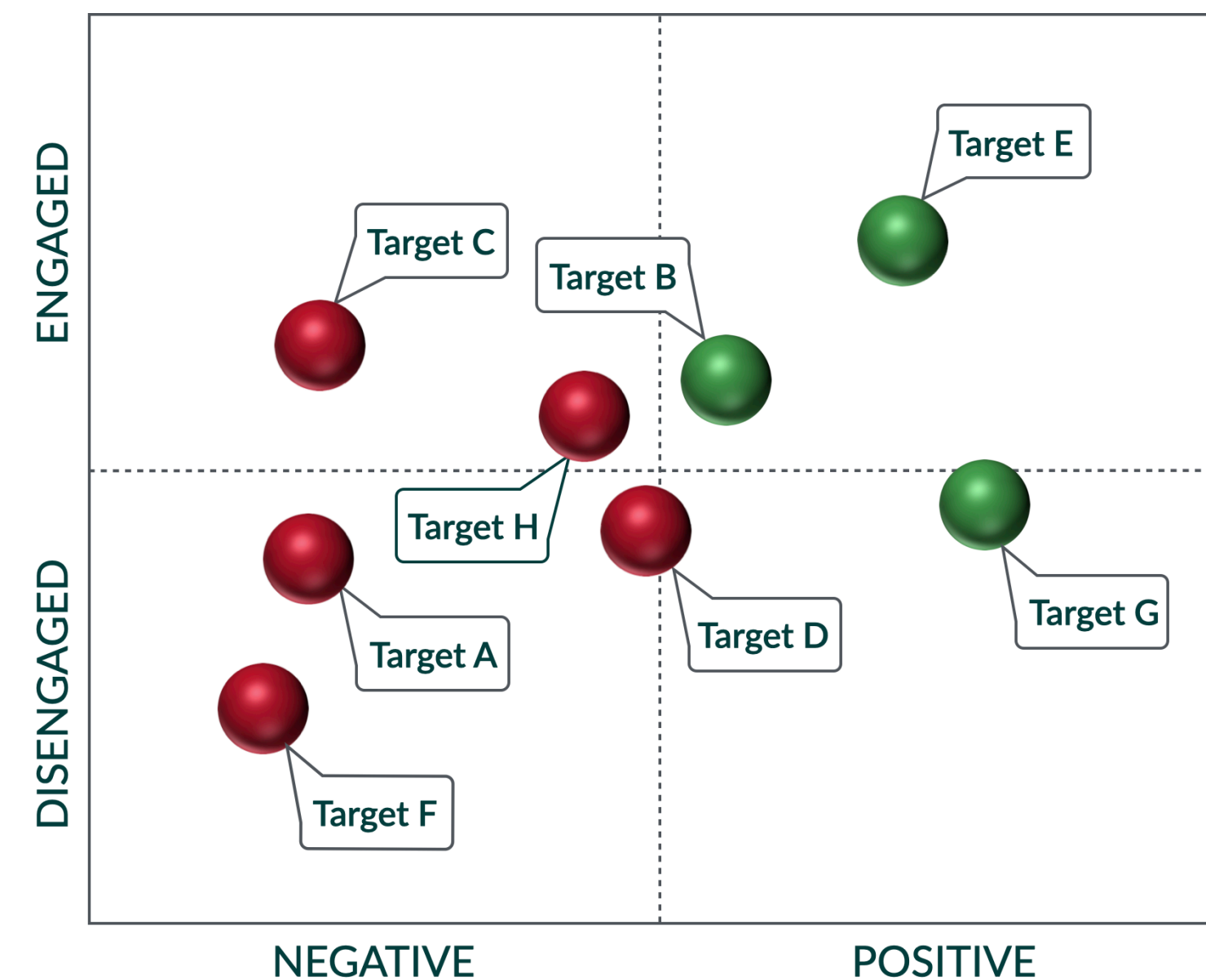


- People experiencing mostly positive emotions
- People experiencing mostly negative emotions
- Polarization (both positive and negative emotions)
- People experiencing no emotion: insignificance or indifference

Example: Root Causes for Team Risks and Successes



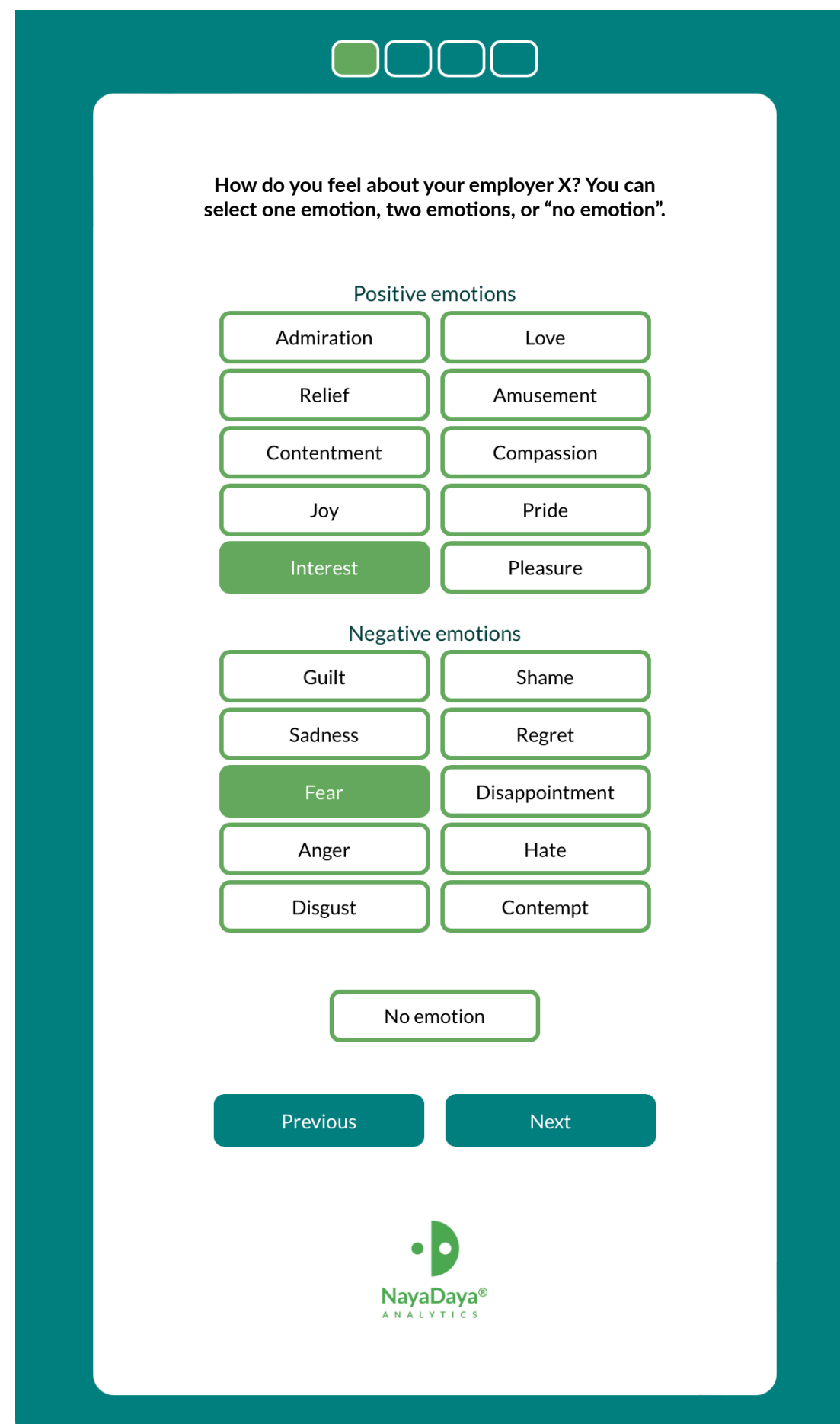
Comparing Investment Targets



Scalable Process With the Simplest Input You Can Imagine

Only Three Intuitive Questions to People

1. Emotions



How do you feel about your employer X? You can select one emotion, two emotions, or "no emotion".

Positive emotions

Admiration	Love
Relief	Amusement
Contentment	Compassion
Joy	Pride
Interest	Pleasure

Negative emotions

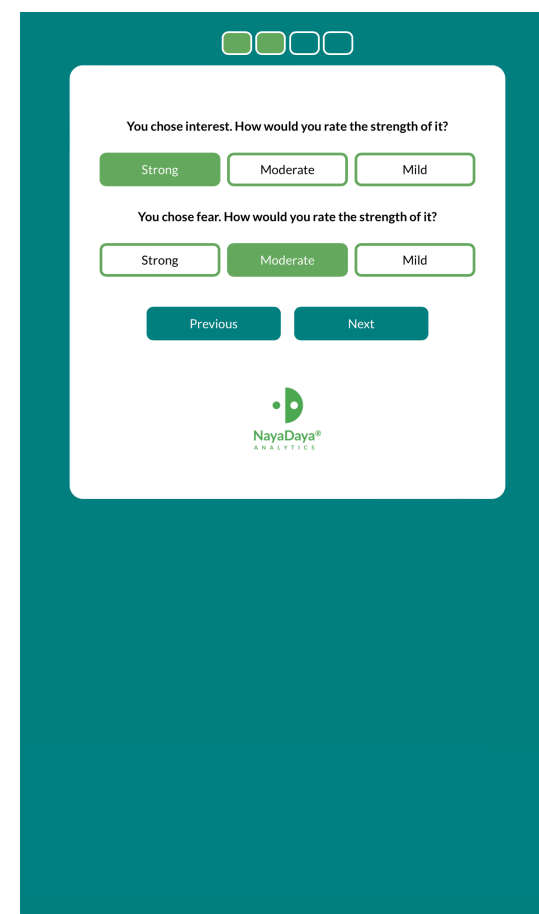
Guilt	Shame
Sadness	Regret
Fear	Disappointment
Anger	Hate
Disgust	Contempt

No emotion

Previous Next

NayaDaya® ANALYTICS

2. Emotion Intensities



You chose interest. How would you rate the strength of it?

Strong Moderate Mild

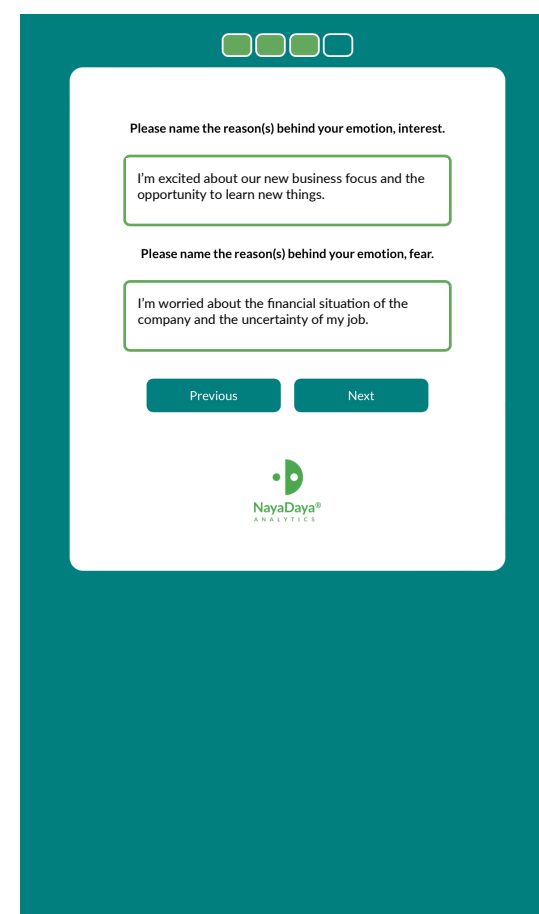
You chose fear. How would you rate the strength of it?

Strong Moderate Mild

Previous Next

NayaDaya® ANALYTICS

3. Reasons Behind Emotions



Please name the reason(s) behind your emotion, interest.

I'm excited about our new business focus and the opportunity to learn new things.

Please name the reason(s) behind your emotion, fear.

I'm worried about the financial situation of the company and the uncertainty of my job.

Previous Next

NayaDaya® ANALYTICS

- Unlike the traditional surveys, the scientific method is able to understand the reality behind engagement and disengagement, and to predict the risks related to behavior
- Based on the research conducted by the University of Geneva, Switzerland,
- Responding takes only few minutes and does not burden people
- Available in multiple languages
- Browser-based online tool; no software to install or administrate; you can focus on the results
- Anonymous, no personal data is being collected or processed
- Suitable for any size of companies, starting from 10+ employees

Price/DD for different target companies:

- Less than 20 people: 2,900 €
- 20-50 people: 3,900 €
- 50-100 people: 4,400 €
- 100-200 people: 5,100 €
- 200-500 people: 5,800 €

Three DD's: prices -10%

Annual volume discounts available

The prices do not include value added tax (VAT).

Please contact:

Timo Järvinen, CEO, Co-founder
timo.jarvinen@nayadaya.com
 Tel. +358 40 505 7745